





Learning Opportunities - Grade 7 – June 8-12

Do the best you can! Focus on life skills, physical activity, mental well-being, creative expression, social responsibility and social connections. Stay healthy and safe!

Try to work on the learning opportunities for 2 hours each day.



*Every day, students should be **reading** for 30 minutes and getting 30 minutes of **physical activity**.*

Math - The theme(s) / Big ideas for this week is **Summer and Memories**. You are encouraged to spend about 30 minutes per day or 2.5 hours a week on Math. Here are options for you to complete. If you would like to feedback from a teacher or want to share your work, email it to: Mikayla.bolster@nbed.nb.ca




Activity	Materials/resources	Instructions: **If you did NOT get your new username and password for IXL please call the school at 273-4760 and leave a message and we will contact you.**
	Writing Utensil Paper or Word Doc	Angel and Jayden were at track practice. The track is 2.5 kilometers around. <ul style="list-style-type: none"> • Angel ran 1 lap in 2 minutes. • Jayden ran 3 laps in 5 minutes. a. How many minutes does it take Angel to run one kilometer? Show how you know. b. What about Jayden? Show how you know. c. How far does Angel run in one minute? Show how you know. d. What about Jayden? Show how you know. e. Who is running faster? Explain your reasoning. <p>Learn at Home Resource Packet – Grade 7</p>
	Writing Utensil Paper or Word Doc	Task Instructions: Can you find every number between 1 and 20 using only four 4's and any operation? Here's an example $\sqrt{4} + \sqrt{4} = 4$ for the number 4. <p>Learn at Home Resource Packet – Grade 7</p>
IXL Practice	Web link: IXL Website <ul style="list-style-type: none"> • Electronic device Web Link: Waterloo Q of the Week	Practice Suggestions: Go to IXL and practice outcomes that you struggle with. Bonus Challenge: Do the University of Waterloo question of the week for 7/8. They post the answers to the question the following week.

Language Arts - *The theme(s) / Big ideas for this week is **Favourite memory of***




the school year, and outdoor activities. You are encouraged to spend about 30 minutes per day or 2.5 hours a week on Language Arts. Here are options for you to complete. If you would like feedback from a teacher or want to share your work, email it to: robb.wallace@nbed.nb.ca,

Activity	Materials/resources	Instructions	
<p>Activity</p> 	<p>Pens, pencils, colouring stuff, ruler, paper, ...a calendar to copy the days/numbers from would be handy too.</p>	<p>What outdoor activities are you hoping to do this summer? Create and decorate a calendar and schedule in a bunch of out-side-focused activities for the next couple of months (at least 1 each week!). If you'd like to, you can share why you chose them and what sort of day you hope to have.</p>	
<p>Receive (I before E, except after C {learn this and remember it! Spelling is like diction, if they can't understand it, there's no point in writing it}).</p>	<p>school's out song school days 1907 recording in the summertime mungo jerry song closer to fine song charlie brown song don't you forget about me song logical song don't want to go to school today summertime blues song summertime norah jones hot fun in the summer song see you in september song</p>	<p>Listen to some of these songs celebrating the end of the school year, the beauty of summer, and some thoughts about school. Search a few more and tell us what you think about summer and school. Search up and link some of your own choices, explaining why you chose them. Have fun with this. Do some googling or talk to someone about "school days" and summer- share if you want.</p>	
<p>Looking back mirror</p> 	<p>cool background music to explore while you create 😊. peter gunn Basin St blues feels so good somewhere over the rainbow</p>	<p>it's still rock and roll to me what's up? do the bearcat ride of the valkyries/silver machine take it easy don't worry three little birds</p>	<p>here for a good time patio lanterns ode flashmob don't stop me now what a wonderful world (original vinyl)</p> <p>English language arts is all about expressions of thoughts and feelings to others or yourself over time and space via different media (in English). I chose music. Write, draw, colour, paint, paste, emoticons ... any way you can think to do it, an expression of your thoughts and feelings about this past year (hopefully there are many good memories 😊).</p>

Social Studies - *The theme(s) / Big ideas for this week is Looking back at this Year, and Summer. You are encouraged to spend about 30 minutes per day or 2.5 hours a week on Social Studies. Here are options for you to complete. If you would like to feedback from a teacher or want to share your work, email it to: richard.williams@nbed.nb.ca*

Activity	Materials/resources	Instructions
<p>The Year Without a Summer</p> 	<p>Year Without a Summer</p>	<p>The year 1816 is known as the year without a summer. Why? We see lots of changes in our weather due to what we call climate change. What were the causes of the issues in 1816? What were the results? Look at the information found in the link in resources. Write a reaction to what you think it would be like to have lived during this time.</p>
<p>The COVID Summer</p> 	<p>Paper/ Pencil Or write on your computer or device</p>	<p>What are the things you like to do during the summer? How do you think COVID will change this coming summer? What are some things that you think will be better? What things do you think will be harder? Write a quick journal about how you see summer going this year, and any differences you think will happen due to COVID and Social Distancing.</p>
<p>Current Events -</p> 	<p>https://www.cnn.com/cnn10 https://www.ctvnews.ca/ https://www.cbc.ca/</p>	<p>Each day go onto the CNN 10 site – Watch the Daily episode. Write a journal entry that reports anything you found interesting in the episode.</p> <p>As an alternative go to CBC or CTV news sites and find a news report that is interesting to you. Send your reaction writing to me for feedback.</p>

Science - *The theme(s) / Big ideas for this week is Outdoors and Memories of School. You are encouraged to spend about 30 minutes per day or 2.5 hours a week on Science. Here are options for you to complete. If you would like to feedback from a teacher or want to share your work, email it to: Justin.Tompkins@nbed.nb.ca.*

Activity	Materials/resources	Instructions
	<p>Empty two-liter plastic bottle Scissors A few clean pebbles, gravel, or marbles, or playdough Masking tape Water Ruler Permanent marker Rainy weather Paper and pencil how to build a rain gauge</p>	<ol style="list-style-type: none"> 1. Watch the video: How to build a rain gauge. 2. On a day that you're likely to get rain, make sure the water in the bottom hasn't evaporated below your bottom mark; if it has, refill it to that mark. 3. If it rains within 24 hours, check your gauge and see how high the water is now. That's how much rain has fallen in the last day! Read the newspaper or go online and find out the official amount of rainfall in your area for the day and make a note of it—see how closely your figure matches the official one! 4. Repeat steps 7-9 for several rainy days.
 <p>FrugalFun4Boys.com EPIC BOTTLE ROCKET!</p>	<ul style="list-style-type: none"> • 2 liter pop bottle • Tape • 3 unsharpened pencils • A cork that fits the pop bottle • Baking soda • Vinegar • Scissors <p>vinegar baking soda rocket vid</p>	<ol style="list-style-type: none"> 1. Gather your materials that are needed. 2. Watch the video provided that gives you the step by step process on how to build your bottle rocket. <p>Questions to ask yourself:</p> <ul style="list-style-type: none"> ❖ How was the building process? ❖ What did you find challenging? ❖ What were your results? Did you rocket go the distance that you predicted? ❖ Compare your results with one of your peers.
<p>Ice Cream</p> 	<ul style="list-style-type: none"> • 1/2 cup half and a half (cream and milk) • 1/4 tsp vanilla • 1 Tbsp sugar • 3 cups ice cream • 1/3 cup kosher or rocky salt • Large zippered bag • Small zippered bag • Sprinkles, chocolate sauce, fruit (optional but really "the best part" ingredients!) 	<ul style="list-style-type: none"> • Place ice and salt in a large bag. • In a small bag, combine half and half, vanilla and sugar. Be sure to seal the bag tightly. • Place the small bag inside the large bag. Shake the bags for about 5 minutes until your milk is solid. • It's time to enjoy your delicious homemade ice cream! • What happens if you don't use salt? Try it again, but leave the salt out. • What happens if you use another type of salt? • What happens if you exchange milk for thick cream? Or what happens if you try another type of milk, like almond milk.